

Open in order to ... fight inequality


OpenAIRE: Do you speak Open Science?

Conchita D'Ambrosio


IRSEI, INSIDE, Université du Luxembourg

Open in Economics and other Social Sciences

Let us consider the work of a social scientist:



1. **Do research** 
2. **Publish research** 
3. **Communicate research** 

2. Publish research




- Open:** Working papers
- Non Open:** Peer reviewed international journals
- Non Open:** Books

1. Do research



- Open:** Datasets
- Non Open:** Datasets
- Open:** Software/codes
- Non Open:** Software
- Open:** Internet resources


1. My research:



I am an economist interested in the measurement of individual and social well-being, its determinants and its consequences on human behaviour.



One of the main topics of my research is economic inequality, i.e. differences in command of economic resources among individuals within and across countries.

1. My research: the datasets




To study economic inequality I need to have access to detailed information on as many individuals as possible. The data is improved considerably if the same individual is observed in as many years as possible – ideally through her entire life.

1. My research: the datasets



Show two very successful
examples of OPEN data:
SOEP and LIS


1. My research: the datasets - SOEP



The dataset I use the most is the German Socio-Economic Panel (SOEP)

→ The SOEP data are distributed free of charge through the ["Research Data Center of the SOEP"](#).

1. My research: the datasets - SOEP




The SOEP data can only be used for scientific research purposes.

Researchers are required to sign a data distribution contract and then receive an anonymized microdataset.

Excellent OPEN data, outstanding project.

[SOEP family](#)

1. My research: the datasets - SOEP




Germany is an example of a EU country.

→ I am not interested in Germany per se but there is no alternative dataset available.

The SOEP [data](#)

Guaranteed privacy.

1. My research: the datasets - LIS




The Luxembourg Income Study

LIS is a data archive and research center dedicated to cross-national analysis.

The main office of LIS is located in Esch-Belval and has a satellite office at CUNY, NYC.


1. My research: the datasets - LIS



LIS is home to two databases:

- 1) The [Luxembourg Income Study Database \(LIS\)](#) is the largest available income database of harmonized microdata collected from about 50 countries in Europe, North America, Latin America, Africa, Asia, and Australasia spanning five decades.
- 2) The [Luxembourg Wealth Study Database \(LWS\)](#), is the only cross-national wealth microdatabase in existence.

1. My research: the datasets - LIS




LIS is OPEN to students and researchers.

→ The data cannot be used for commercial purposes.

Students have access for free, while for researchers it depends upon whether the country of affiliation is a financial contributor to LIS.

1. My research: the datasets - LIS



Because of LIS, every researcher in my field knows about Luxembourg.


→ LIS was founded in Luxembourg in 1983.

[The intention and vision of the founders](#)

(7:51-9:02; 12:19-21:32; 27:23)

3. Communicate my research

Economic inequality bothers many of us, including some of the top 1%. The best way to fight inequality is to understand what it is, what causes it and what its effects on our societies are.



In Luxembourg we have two projects to inform the general public, policy makers and researchers about economic inequality: the “Inequality and...?” lecture series, which regularly takes place in Luxembourg, and the October Days for Sustainable Development, which is currently in its 3rd edition.



3. Communicate my research: Inequality and...?



We invite top scholars to present their research.

The lectures are OPEN and free and have become a regular event for an average of 90 people per lecture.

The lectures are filmed and the videos are posted on our website and are available to everyone.

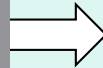
We also record the «[lecture in a nutshell](#)», a short summary.

3. Communicate my research: October Days for Sustainable Development

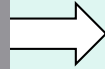


We met for the past 3 Octobers to discuss different aspects of Sustainable Development.

3. Communicate my research: October Days for Sustainable Development



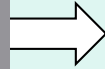
3. Communicate my research: October Days for Sustainable Development




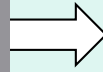
3. Communicate my research: October Days for Sustainable Development



3. Communicate my research: October Days for Sustainable Development



3. Communicate my research: October Days for Sustainable Development



(Most of) the team behind the activities



Conclusions

Speak OPEN science:

Hidden science is not useful

Hidden science will not improve our world

An open Thank You